

**Application:**

The Danfoss KOVM is a linear 3-way mixing valve with a unique bypass design allowing for constant system pressures and flow rates. When the KOVM is combined with either the RAVK non-electric thermostatic operator or the ABV 24VAC thermo-wax actuator the linear actuation of the valve results in the control of hot or chilled water flow to radiators, convectors, fan coil units, etc.

**Features:**

- Unique 3-way bypass design
- Linear valve actuation
- Provides constant zone or system flow
- Designed for use with RAVK/RA 2000 wall mount non-electric thermostatic operators or ABV 24VAC thermo-wax electronic actuators

**Ordering Information:****KOVM Valve**

Code No.	Size	Connection	Cv <sup>0</sup>	Max. Differential Pressure		
				w/ By pass	w/o By pass	Δp <sub>c</sub> <sup>2)</sup>
013U3017	½"	NPT	1.75	23 psi (1.6 bar)	12 psi	12 psi
013U301501	Rp ½" <sup>1)</sup>	Compression			(0.8 bar)	(0.8 bar)
013U302001			2.34		7.25 psi (0.5 bar)	7.25 psi (0.5 bar)

<sup>0</sup>Cv is the flow rate allowed by the valve in GPM with a pressure drop of 1 psi.

<sup>1)</sup> Rp 1/2" valves are supplied with compression rings and nuts

<sup>2)</sup>  $\Delta p_c$  gives the max. differential pressure across the heat exchanger controlled by the valve

**Non-Electric Operators**

Code No.	Size	Connection	Cv <sup>0</sup>
<b>013U8063</b>	RAVK, thermostatic operator	77-149°F (25-65°C)	6'6" (2 m)
<b>013G8562</b>	RA2000, wall mount operator with combined remote mounted sensor and dial	45-86°F (7-30°C)	6' (1.8 m)
<b>013G8565</b>			16' (4.9 m)
<b>013G8568</b>			26' (7.9 m)
<b>013G8564</b>	RA2000, wall mount operator with separate remote mounted sensor and dial	45-86°F (7-30°C)	2 x 6' (2 x 1.8 m)

**Electronic Actuators**

Code No.	Description	Type	Consumption
<b>082F0002</b>	ABV, thermo-wax 24VAC electronic actuator	Normally open	9VA
<b>082F0052</b>		Normally closed	

KOVM  
3-Way Mixing Valve



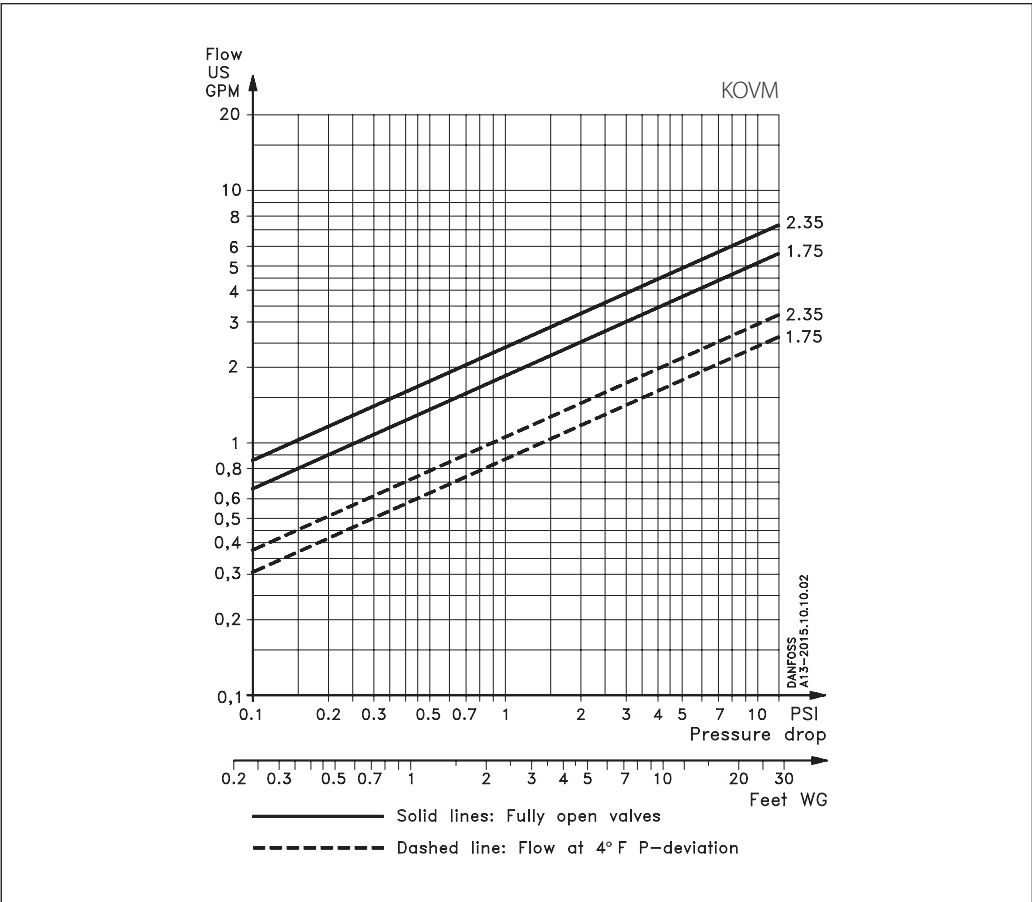
Spare Parts

Code No.	Description
013G4116	Spare compression fitting for KOVM (consist of compression ring and nut)
013U0070	Packing gland for KOVM
017-4370	½" Brass sensor well for RAVK

Technical Specifications:

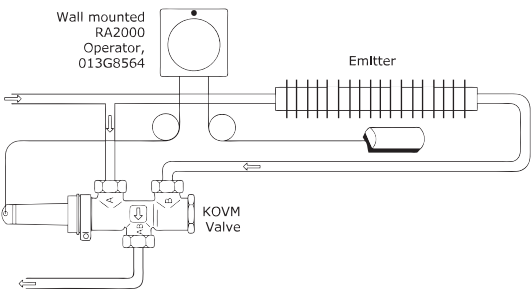
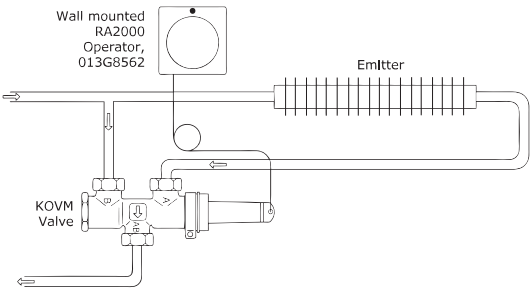
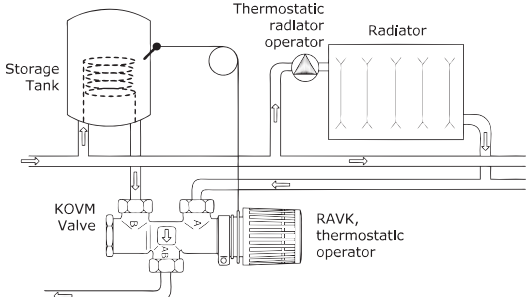
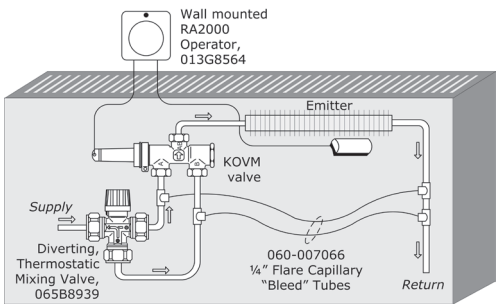
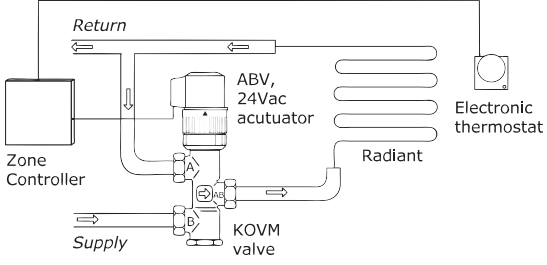
Maximum operating pressure	145 psi (10 bar)	
Maximum operating temperature	180°F (90°C)	
Minimum operating temperature	36°F (2°C)	
Allowable fluid	For close loop systems	1) 100% water
		2) Glycol mixture max. 30%

Flow Diagram:



Typical Installations:

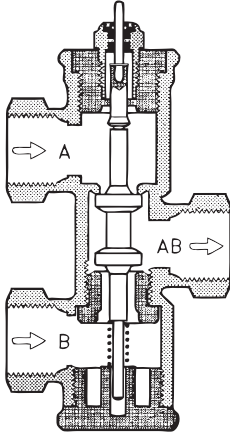
The unique piping of the KOVM allow for a variety of piping arrangements for heating and cooling applications with or without bypass.

	<p>Heating application with bypass controlled by thermostatic operator. When temperature is satisfied water is bypassed via port A to AB on the KOVM.</p>
	<p>Cooling application controlled via thermostatic control. As temperature rises within the room, port B is closed allowing chilled water to flow from port A to AB. As the temperature is met, port B opens bypassing the emitter.</p>
	<p>Dual application; storage tank and heating. Diverting occurs through the storage tank when the temperature within the tank is below the set point of the RAVK thermostatic operator, which is mounted on the KOVM.</p>
	<p>2-pipe Heating / Cooling application with changeover. Depending on the temperature of the supply water to the unit, the thermostatic mixing valve will direct the water to either the A or B port of the KOVM.</p>
	<p>Heating application. The KOVM and ABV 24VAC actuator assembly is controlled via a zone controller to provide low temperature water for the radiant application when there is a call from the electronic thermostat.</p>

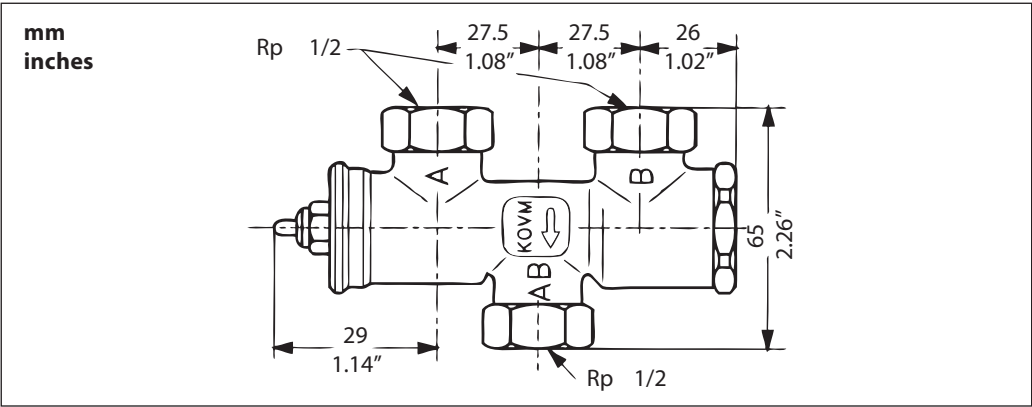
KOVM  
3-Way Mixing Valve



Construction:

	
Valve body	Brass
Pressure pin and spindle	Stainless steel 18/8
Valve cone	EPDM
O-rings	EPDM

Dimensions:



Typical Specification:

The 3-way valve shall be made of a brass construction and have a linear actuation. The valve shall be capable of mixing or diverting applications and controlled via thermostatic

operator or actuated via 24VAC electronic actuator. The valve shall be available with female pipe threads or copper compression fittings.

Danfoss can accept no responsibility for possible errors in printed materials and reserves the right to alter its products without notice. All trademarks in this material are property of the respective companies. Danfoss and Danfoss logotype are trademarks of Danfoss A/S. All rights reserved.



**Danfoss Inc.**  
Toronto, ON  
Tel.: 905-285-2050, Fax: 905-285-2055  
www.na.heating.danfoss.com

**Danfoss Inc.**  
Baltimore, MD  
Tel.: 443-512-0266, Fax: 443-512-0270  
www.na.heating.danfoss.com