

Here's how to simplify treatment for larger Cooling Systems, and cut down service trips for smaller systems.

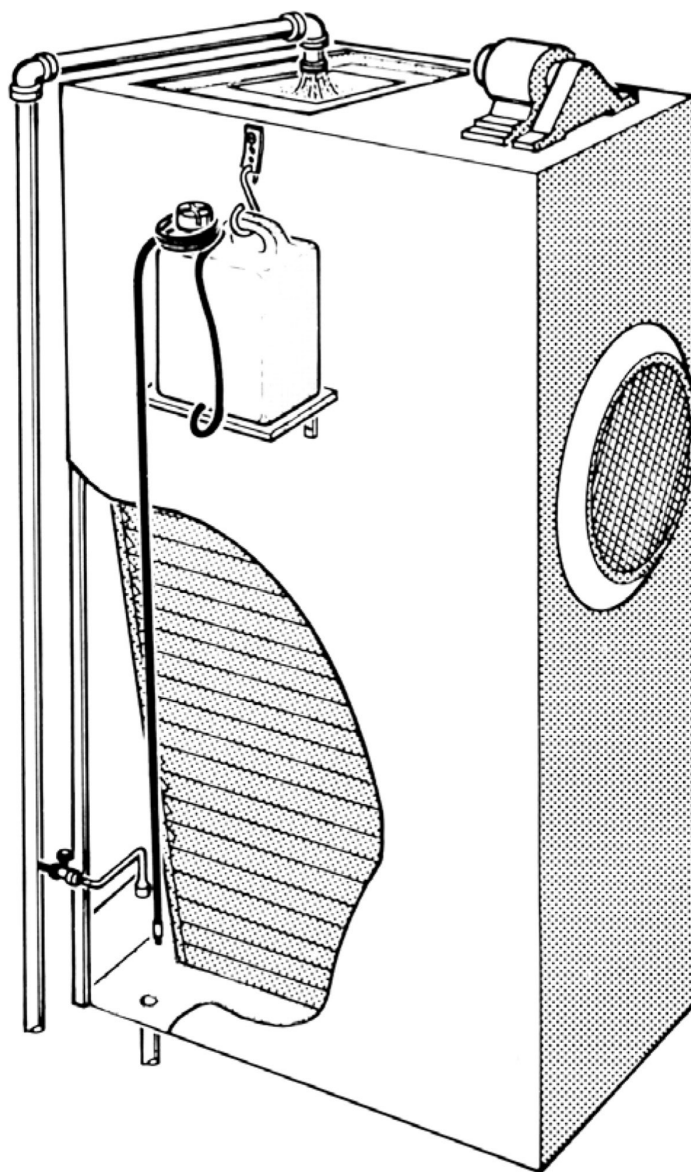
FOR LARGER COOLING SYSTEMS WITH 100 TO 500 TON CAPACITY:

Use Nu-Calgon Wholesaler, Inc.'s various water treatment products in 5-gallon pails: No. 340 Liquid Scale Inhibitor (4340-05) or Ty-Ion® C70 (7597-05) for scale control and Cal-Treat® 233 (4149-05) for corrosion control. Simply attach the container of product to the tower by using a C-284-5, 5-gallon jug holder, and the No. 1075 Drip Feeder for an extended period of time. See Chart A on back page.

FOR SMALLER COOLING SYSTEMS:

Use the 5-gallon pail with the No. 215 Drip Feeder and it will provide continuous feed at the proper dosage over a period of several months. Your cooling systems will be treated effectively for longer periods of time without attention. See Chart B on back page.

1. Select location for pail based on required length of Drip Feeder head and point of feed of treatment to system.
2. Attach pail to tower by means of a Nu-Calgon Wholesaler, Inc. C-284-5, 5-gallon Jug Holder (4607-0).
3. Insert Drip Feeder probe into bottle edge of pail. Secure coil of Drip Feeder to pail and vent the pail by loosening cap or by punching small hole in neck of pail just below threads.
4. Uncoil tubing to desired head length and prime as directed in Drip Feeder bulletin.



A good Water Treatment Program is as important to a Cooling Tower System as the water itself.

FEED RATE IN GALLONS PER MONTH

CHART A - No. 215 DRIP FEEDER

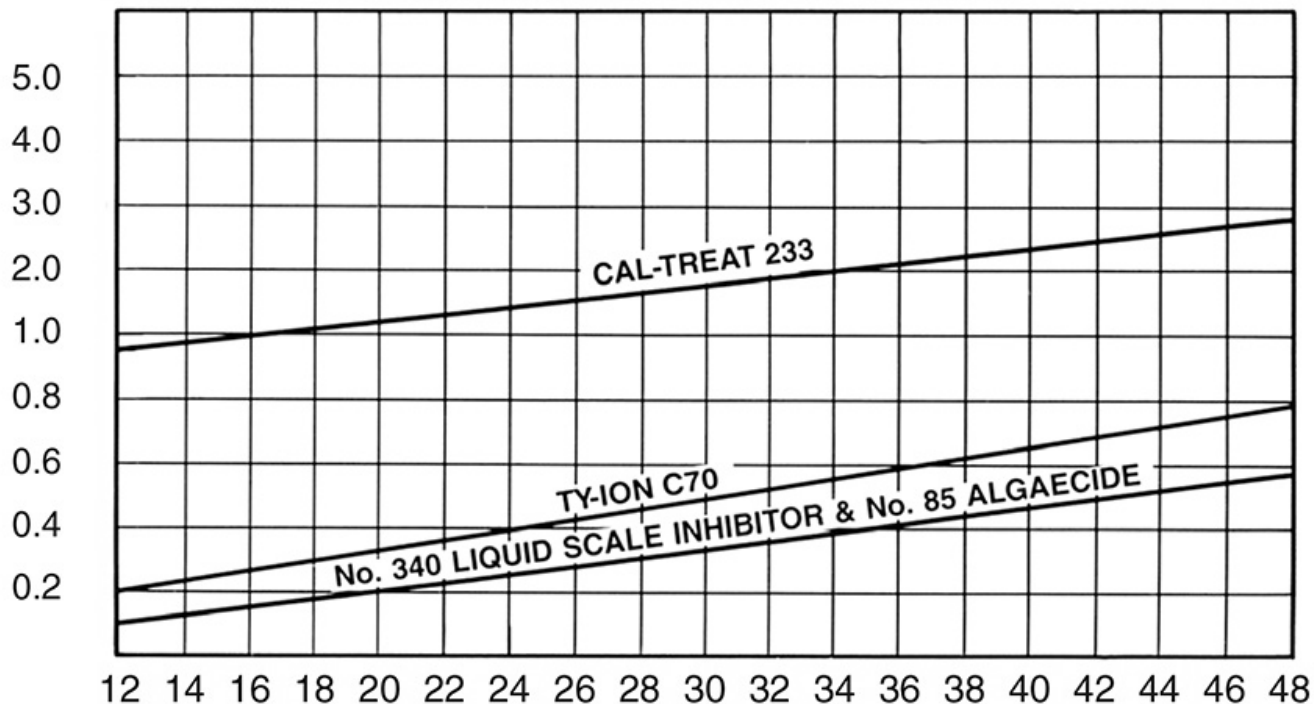
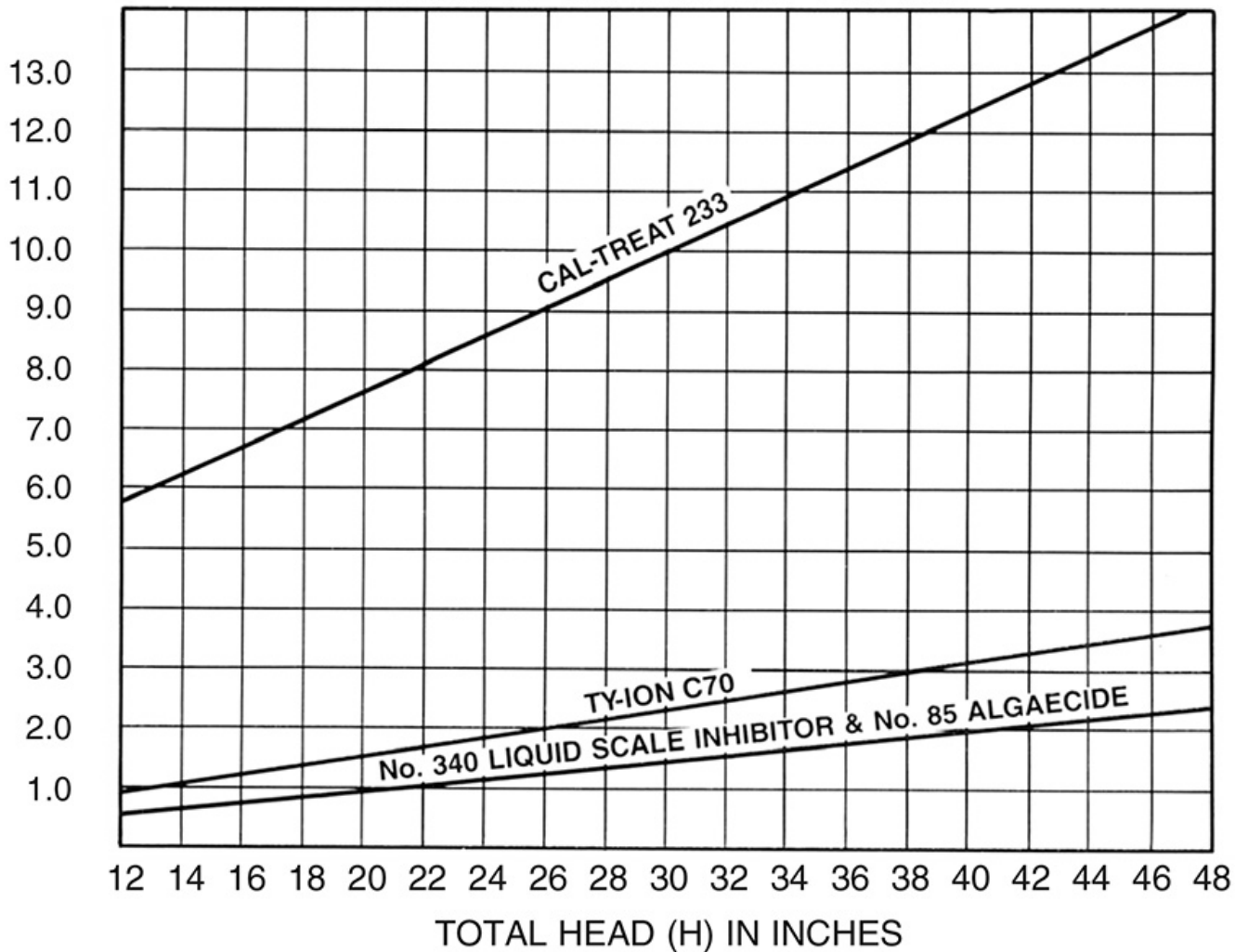


CHART B - No. 1075 DRIP FEEDER

FEED RATE IN GALLONS PER MONTH



TOTAL HEAD (H) IN INCHES

