

Auxiliary switch on the front, 4 NC Current path 1 NC, 1 NC, 1 NC, 1 NC for contactor relays Size S00 screw terminal 51/52, 61/62, 71/72, 81/82 Physically coded; only with contactor relays 3RH2140* and 3RH2440* can be combined (according to EN 50011)



General technical data	
Product brand name	SIRIUS
Suitability for use	Contactor relay
Protection class IP on the front	IP20
Ambient temperature	
<ul style="list-style-type: none"> during storage during operation 	-55 ... +80 °C -25 ... +60 °C
Mechanical service life (switching cycles) typical	10 000 000
Electrical endurance (switching cycles) at AC-15 at 230 V typical	200 000
Contact reliability	one incorrect switching operation of 100 million switching operations (17 V, 1 mA)
Contact reliability of auxiliary contacts	1 faulty switching per 100 million (17 V, 1 mA)
Insulation voltage with degree of pollution 3 rated value	690 V
Surge voltage resistance rated value	6 kV
Auxiliary circuit	
Number of NC contacts for auxiliary contacts	
<ul style="list-style-type: none"> instantaneous contact 	4

<ul style="list-style-type: none"> • lagging switching 	0
Number of NO contacts for auxiliary contacts	
<ul style="list-style-type: none"> • instantaneous contact 	0
<ul style="list-style-type: none"> • leading contact 	0
Operating current of auxiliary contacts at AC-12	
<ul style="list-style-type: none"> • at 24 V 	10 A
<ul style="list-style-type: none"> • at 230 V 	10 A
<ul style="list-style-type: none"> • maximum 	10 A
Operating current	
<ul style="list-style-type: none"> • of auxiliary contacts <ul style="list-style-type: none"> — at AC-14 <ul style="list-style-type: none"> — at 125 V — at 250 V — at AC-15 <ul style="list-style-type: none"> — at 24 V — at 230 V — at 400 V • at AC-15 at 690 V rated value 	6 A 6 A 6 A 6 A 3 A 1 A
Operating current	
<ul style="list-style-type: none"> • of auxiliary contacts at DC-12 <ul style="list-style-type: none"> — at 24 V — at 110 V — at 220 V • with 2 current paths in series at DC-12 <ul style="list-style-type: none"> — at 24 V rated value — at 60 V rated value — at 110 V rated value — at 220 V rated value — at 440 V rated value — at 600 V rated value • with 3 current paths in series at DC-12 <ul style="list-style-type: none"> — at 24 V rated value — at 60 V rated value — at 110 V rated value — at 220 V rated value — at 440 V rated value — at 600 V rated value 	10 A 3 A 1 A 10 A 10 A 4 A 2 A 1.3 A 0.65 A 10 A 10 A 10 A 3.6 A 2.5 A 1.8 A
Operating current	
<ul style="list-style-type: none"> • of auxiliary contacts at DC-13 <ul style="list-style-type: none"> — at 24 V — at 60 V 	6 A 2 A

— at 110 V	1 A
— at 220 V	0.3 A
• with 2 current paths in series at DC-13	
— at 24 V rated value	10 A
— at 60 V rated value	3.5 A
— at 110 V rated value	1.3 A
— at 220 V rated value	0.9 A
— at 440 V rated value	0.2 A
— at 600 V rated value	0.1 A
• with 3 current paths in series at DC-13	
— at 24 V rated value	10 A
— at 60 V rated value	4.7 A
— at 110 V rated value	3 A
— at 220 V rated value	1.2 A
— at 440 V rated value	0.5 A
— at 600 V rated value	0.26 A

Installation/ mounting/ dimensions

Mounting type	snap-on mounting
Width	36 mm
Height	37.5 mm
Depth	43.7 mm

Connections/Terminals

Type of electrical connection for auxiliary and control current circuit	screw-type terminals
Type of connectable conductor cross-sections	
• for auxiliary contacts	
— finely stranded	
— with core end processing	2x (0.5 ... 1.5 mm ²), 2x (0.75 ... 2.5 mm ²)
• at AWG conductors for auxiliary contacts	2x (20 ... 16), 2x (18 ... 14)

Safety related data

Product function Mirror contact acc. to IEC 60947-4-1	No
Product function positively driven operation acc. to IEC 60947-5-1	Yes
• Note	with 3RH2

Certificates/approvals

General Product Approval EMC



[KC](#)



Declaration of Conformity Test Certificates Shipping Approval



EG-Konf.

[Miscellaneous](#)

[Special Test Certificate](#)

[Type Test Certificates/Test Report](#)



Shipping Approval other



LRS



PRS



RINA



RMRS

[Confirmation](#)



VDE

Railway

[Vibration and Shock](#)

[Special Test Certificate](#)

[Type Test Certificates/Test Report](#)

Further information

Information- and Downloadcenter (Catalogs, Brochures,...)

<http://www.siemens.com/industrial-controls/catalogs>

Industry Mall (Online ordering system)

<https://mall.industry.siemens.com/mall/en/en/Catalog/product?mlfb=3RH2911-1GA04>

Cax online generator

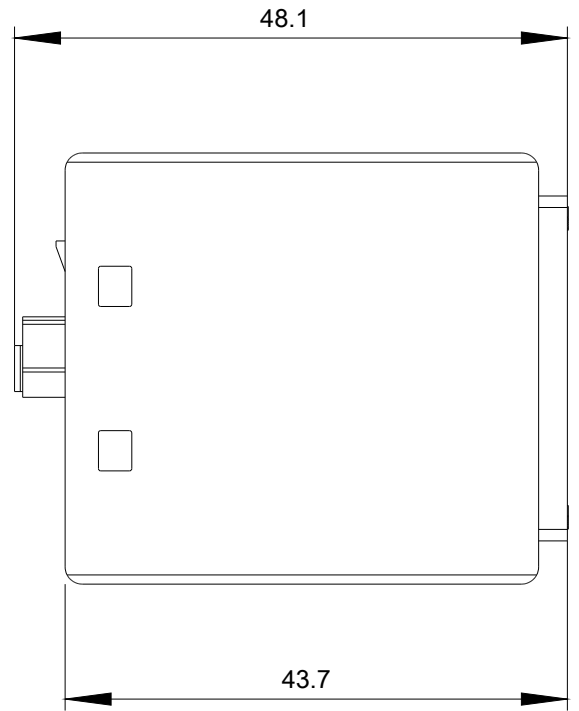
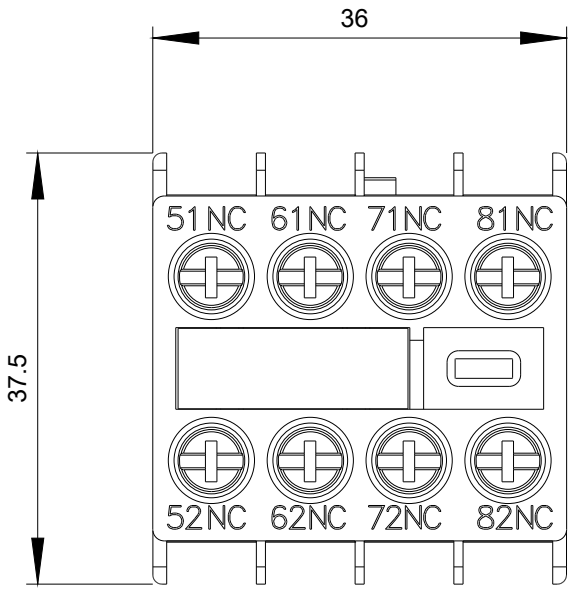
<http://support.automation.siemens.com/WW/CAXorder/default.aspx?lang=en&mlfb=3RH2911-1GA04>

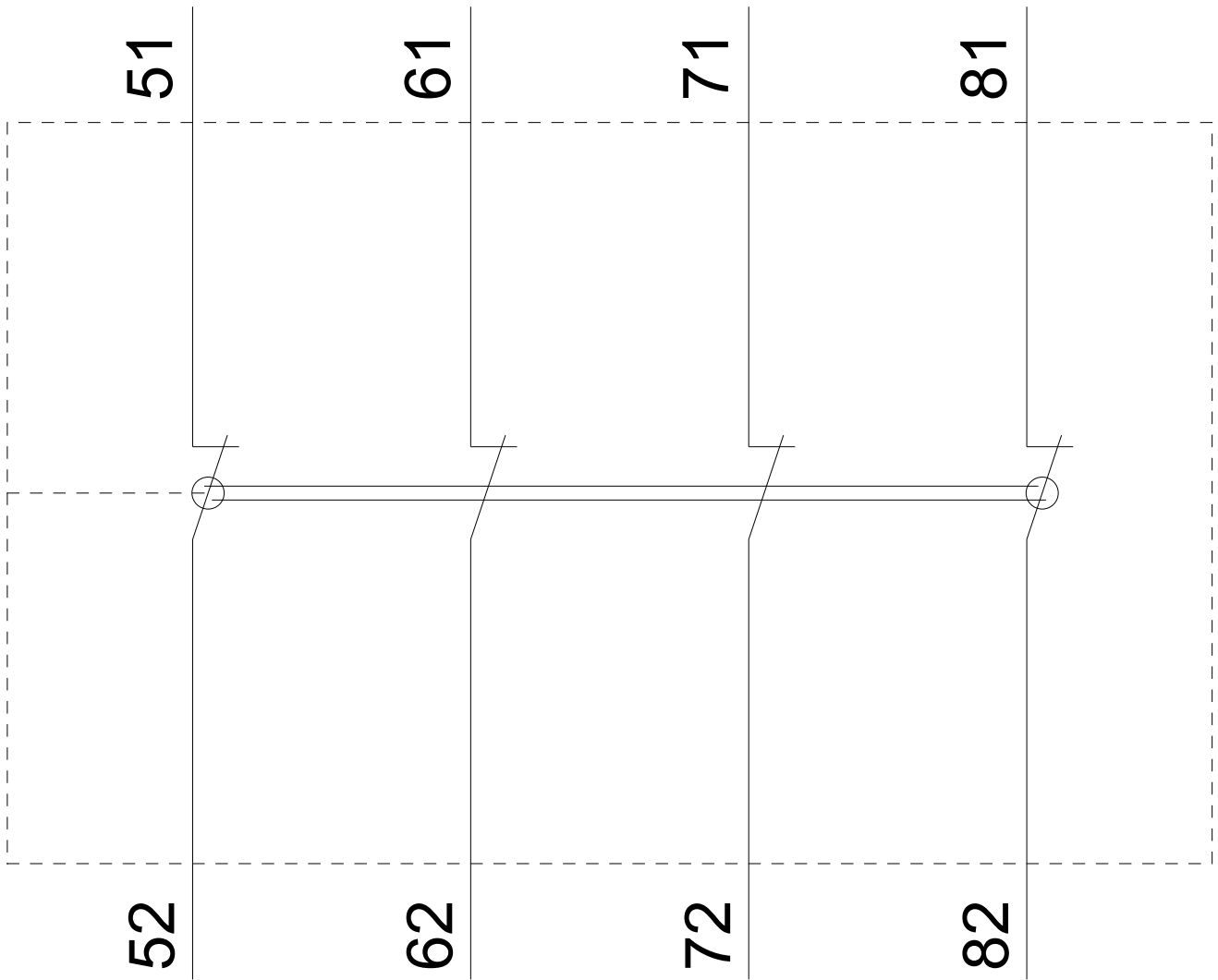
Service&Support (Manuals, Certificates, Characteristics, FAQs,...)

<https://support.industry.siemens.com/cs/ww/en/ps/3RH2911-1GA04>

Image database (product images, 2D dimension drawings, 3D models, device circuit diagrams, EPLAN macros, ...)

http://www.automation.siemens.com/bilddb/cax_de.aspx?mlfb=3RH2911-1GA04&lang=en





last modified:

09/24/2019